

SUMMATIVE

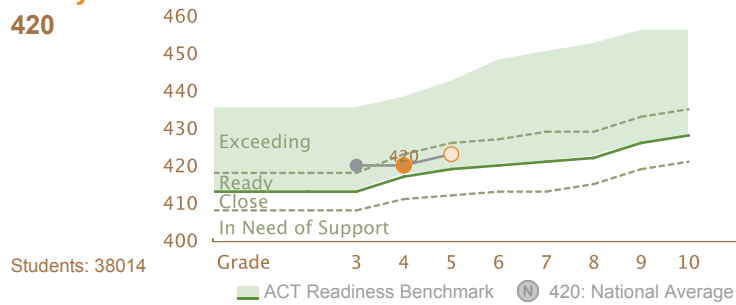
Assessed Apr 9, 2018 - Jun 11, 2018

College and Career Readiness: Current and Predicted Path

ENGLISH

Ready

420

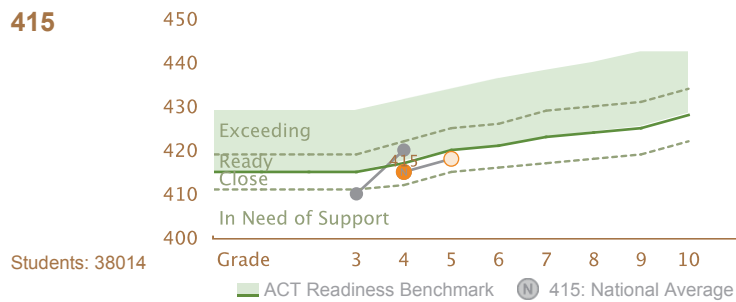


Students: 38014

READING

Close

415



Students: 38014

ABOUT PROGRESS

The progress charts summarize aggregate performance of students for AR against the backdrop of the ACT Readiness Levels.

Gray circles plot average (mean) scores for current students who also have a prior year test score. If gray circles are not shown, prior year scores are unavailable.

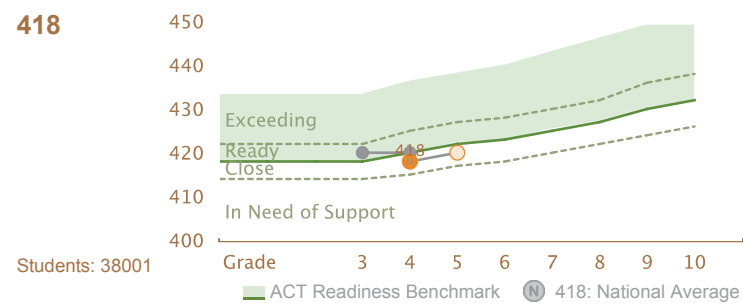
Based on all current students, the orange circles plot current year average scores and projected average scores for future ACT Aspire assessments. When grade 9 or 10 is tested, projected scores for the ACT College Readiness Assessment are presented.

Score projections are based on expected growth rates.

SCIENCE

Close

418

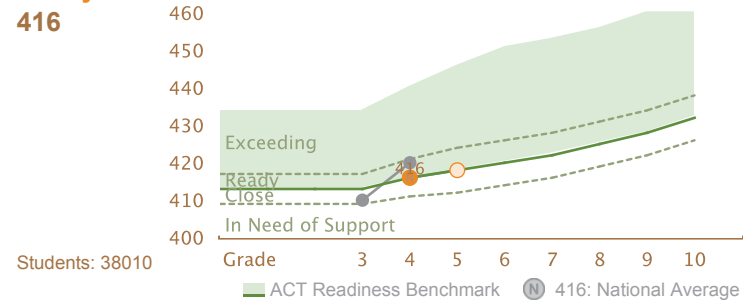


Students: 38001

MATH

Ready

416



Students: 38010

All Your Students
 ● Current Average
 ○ Predicted Average
 Your Students with Score History
 ● Current and Past Average